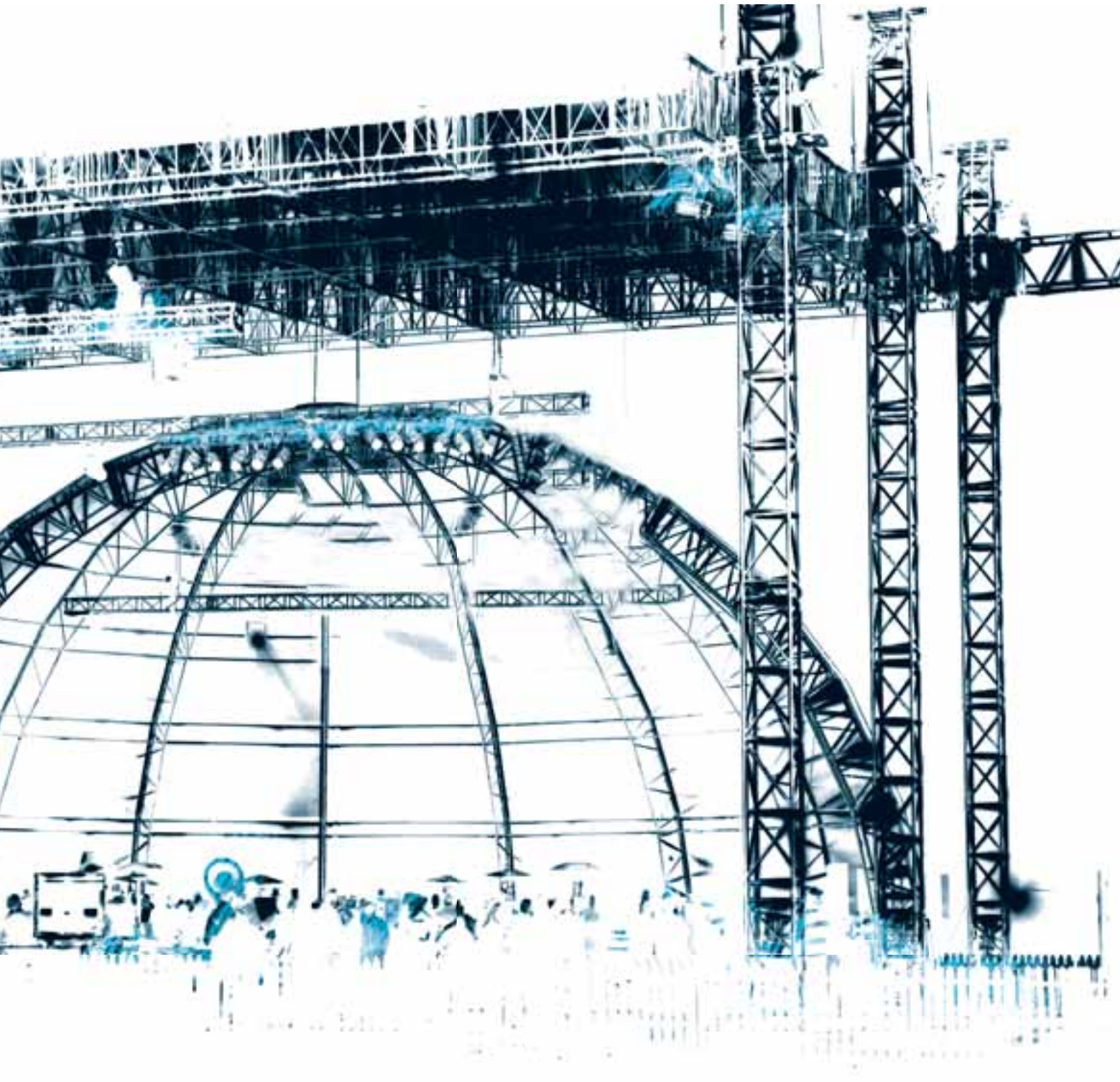




Manfrotto

ENTERTAINMENT
SUPPORT SOLUTIONS



Manfrotto mission

The question.

What supports do I need for the perfect set up?

PA

IMAGING SUPPORT

With more than 39 years of tradition,

Manfrotto has been building the world's widest range system of products for the imaging world.

Manfrotto mission is to offer professional support solutions aimed at the photographic, video and live entertainment market, supporting your imaging passion.

Innovative, stylish and user-friendly design, high quality materials and manufacturing processes, solid, reliable, iconic, patented and unique products that no other brand can offer.

Every product in our range is designed in collaboration with professional users in order to provide a perfect combination of key features such as load capacity, size, stability, transportability, interchangeability.


Manfrotto: complete professional imaging support solutions inspired and crafted by Italian creativity.

USER FRIENDLY
PASSIONATE
PASSIONATE
USER FRIENDLY
MAESTRO ASSISTANT
USER FRIENDLY
WOW FACTOR
USER FRIENDLY
WOW FACTOR
PASSIONATE


The answer.

Manfrotto.

Complete professional imaging and entertainment support system inspired and crafted by Italian creativity.



Manfrotto System



LIGHTING SUPPORT SOLUTIONS

PROFESSIONAL PHOTO SUPPORTS

PROFESSIONAL VIDEO SUPPORTS

ENTERTAINMENT SUPPORT SOLUTIONS



Manfrotto, the world leader in the development, production and distribution of professional camera and lighting supports for the photo and video market, with 40 years of experience, is proud to present a new range of products completely dedicated to the entertainment market.

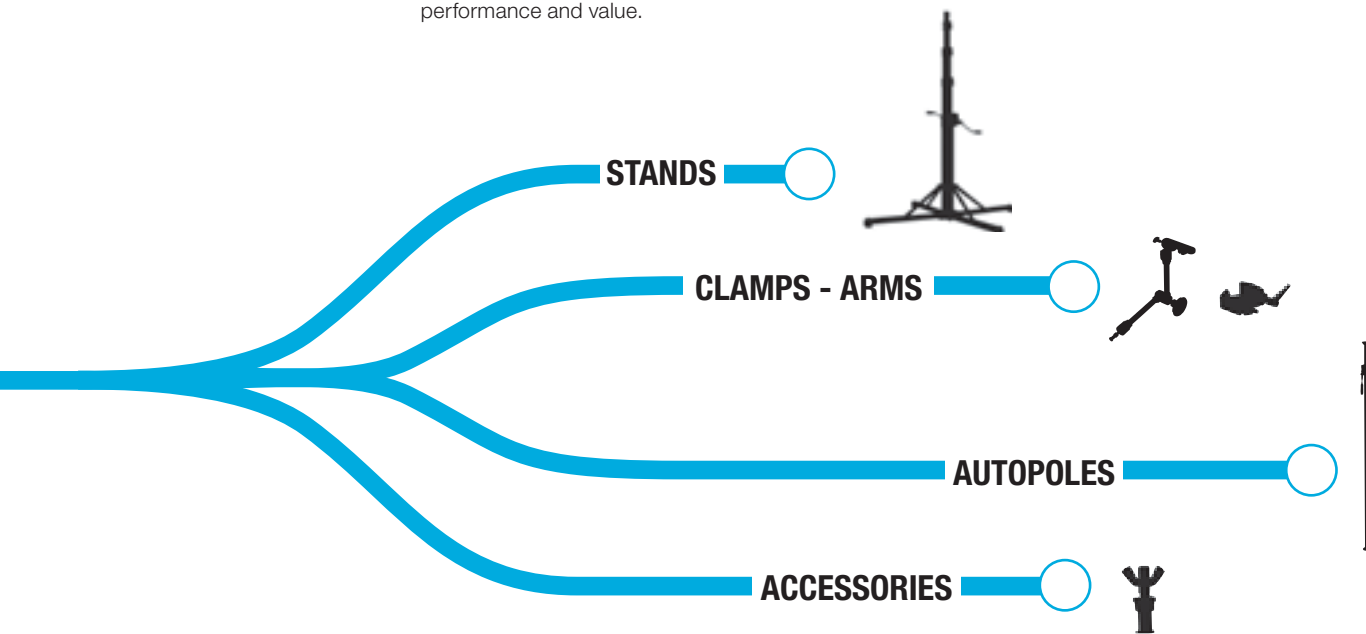
Manfrotto offers now a complete system of solutions in order to support lighting of any kind and load; solutions that have been developed thanks to the long term experience in the imaging field and the close collaboration with the market most important players. The company's unrivalled experience combines revolutionary concepts and innovative design with advanced production technology, ensuring quality products that are unmatched for performance and value.

Quality is a key issue at Manfrotto. Every Manfrotto product is designed to offer high performance and the perfect synergy of essential features such as load capacity, dimensions and stability, in order to grant reliability, versatility, durability and outstanding performance.

Safety has always been a priority for Manfrotto: all equipment is designed to meet international regulations such as DIN 15560, TÜV, CE and ISO standards. All the structural components that are crucial for safety, are engineered using the most innovative research and development techniques, such as the FEM (Finite Element Method) which allows the simulation of external forces in different applications and therefore the evaluation of the stress of the components. By using these advanced technologies, Manfrotto can optimise the design of the products providing the highest performance combined with the lowest weight.

Manfrotto is supported by a massive network of distributors throughout the world and by an effective after-sales support.

For more information please visit: www.manfrotto.com



Contents

8	STANDS
30	CLAMPS - ARMS
46	AUTOPOLES
50	ACCESSORIES
57	INDEX



Stands

Manfrotto's range of stands consists of several product families which differ in design and materials depending both on the applications they are intended for and on the light type they have

to support. These supports can be distinguished by the materials they are made of and two tubing technology: electric welded aluminum and steel. Manfrotto has developed a new


generation of wincher stands for the entertainment industry: like the Black Magic, which now offers extreme performance satisfying the highest safety standards in the market.



STANDS



FOOT BASES


**MINI BACKLITE BASE
FEMALE ATTACHMENT 003MF**

The hole at the end of each leg enables the user to nail the stand to the floor, hang it on a wall or fix it to the ceiling.



8cm
3.1in



40cm
15.7in



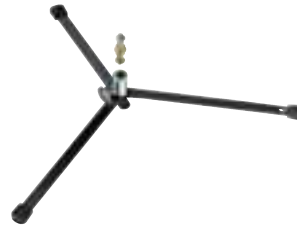
0.5kg
1.1lb



10kg
22lb



Type 1


BACKLITE BASE 003

Fold away base.



9cm
3.5in



60cm
23.6in



1kg
2.2lb



15kg
33.1lb



Type 1 + Spigot Art.013


BLACK SMALL BRAKE BASE 299BBASE

1 leveling leg.
Complete with braked wheels.



28cm
11in



36cm
14.2in



75cm
29.5in



4.8kg
10.6lb



40kg
88.2lb



Type 14


BLACK SMALL FOOT BASE 299FBASE

1 leveling leg.
Complete with feet.



21cm
8.3in



36cm
14.2in



75cm
29.5in



3.5kg
7.7lb



40kg
88.2lb



Type 14


**BLACK ALU HIGH
STAND EXTENSION 146B**

3 section (Ø 35, 30, 25mm) black aluminum extension.
Minimum height: 137cm/53.9in. Maximum height: 314cm/123.6in.



2.8kg
6.2lb



Top type 14



Bottom type 37



BLACK ALU SENIOR STAND 007BU AC

Black aluminum stand. 3 sections, 2 risers.
 Ø: 35, 30, 25mm. Leg Ø: 22mm. 1 leveling leg.


124cm 48.8in	315cm 124in	122cm 48in	118cm 46.5in	3kg 6.6lb
12kg 26.5lb	Type 14	110, 110G		

BLACK ALU STAND 008BU

Black aluminum stand. 2 sections, 1 riser.
 Ø: 35, 30mm. Leg Ø: 22mm. 1 leveling leg.

131cm 51.6in	212cm 83.5in	112cm 44.1in	118cm 46.5in	4.2kg 9.3lb
15kg 33.1lb	Type 14	110, 110G		

SUGGESTED ACCESSORIES



28MM/1 1/8" MALE ADAPTER 163-10

M10 screw adapter, suitable on top of any 28mm/1 1/8" attachment.

28MM/1 1/8" MALE ADAPTER 620-10

M10 screw adapter, suitable on top of any 28mm/1 1/8" attachment.



BLACK STEEL SENIOR STAND 007BSU

Black chrome plated steel stand. 3 sections, 2 risers.
 Ø: 35, 30, 25mm. Leg Ø: 22mm. 1 leveling leg.

124cm 48.8in	325cm 128in	122cm 48in	118cm 46.5in	7.3kg 16.1lb
20kg 44.1lb	Type 14	110, 110G		

STEEL SENIOR STAND 007CSU Not illustrated

Chrome plated steel stand. 3 sections, 2 risers.
 Ø: 35, 30, 25mm. Leg Ø: 22mm. 1 leveling leg.

124cm 48.8in	325cm 128in	122cm 48in	118cm 46.5in	7.3kg 16.1lb
20kg 44.1lb	Type 14	110, 110G		



STEEL JUNIOR STAND 008CSU

Chrome plated steel stand. 2 sections, 1 riser.
 Ø: 35, 30mm. Leg Ø: 22mm. 1 leveling leg.

132cm 52in	216cm 85in	116cm 45.7in	118cm 46.5in	6.4kg 14.1lb
30kg 66.1lb	Type 14	110, 110G		

SUGGESTED ACCESSORIES



LARGE SAND BAG G200 (Sand not supplied)

10kg 22lb



BLACK STEEL HEAVY DUTY STAND 126BSU AC

Black chrome plated steel stand. 3 sections, 2 risers.
 Ø: 40, 35, 30mm. Leg Ø: 22mm. 1 leveling leg.

131cm 51.6in	333cm 131.1in	131cm 51.6in	126cm 49.6in	8,3kg 18.3lb
40kg 88.2lb	Type 14	110, 110G		



BLACK STEEL TALL STAND 111BSU

Black chrome plated steel stand. 3 sections, 2 risers.
 Ø: 35, 30, 25mm. Leg Ø: 22mm. 1 leveling leg.
 The small footprint makes this stand perfect for tight spaces.

146cm 57.5in	380cm 149.6in	155cm 61in	102cm 40.2in	9kg 19.8lb
25kg 55.1lb	Type 14	110, 110G		

STEEL HEAVY DUTY STAND 126CSU AC Not illustrated

Chrome plated steel stand. 3 sections, 2 risers.
 Ø: 40, 35, 30mm. Leg Ø: 22mm. 1 leveling leg.

131cm 51.6in	333cm 131.1in	131cm 51.6in	126cm 49.6in	8,3kg 18.3lb
40kg 88.2lb	Type 14	110, 110G		

STEEL TALL STAND 111CSU Not illustrated

Chrome plated steel stand. 3 sections, 2 risers.
 Ø: 35, 30, 25mm. Leg Ø: 22mm. 1 leveling leg.
 The small footprint makes this stand perfect for tight spaces.

146cm 57.5in	380cm 149.6in	155cm 61in	102cm 40.2in	9kg 19.8lb
25kg 55.1lb	Type 14	110, 110G		

SUGGESTED ACCESSORIES

SPEAKER ADAPTER FOR 28MM/1 1/8" BUSHING 618









This speaker adapter (35mm diameter) can be mounted on all lightstands equipped with a 28mm/1 1/8" bushing.





BLACK ALU FOLLOW SPOT STAND 070BU









Black aluminum stand. 2 sections, 1 riser.
 Ø: 50, 40mm. Leg Ø: 30mm. 1 leveling leg. Memory collar included.

-  88cm
34.6in
-  147cm
57.9in
-  105cm
41.3in
-  109cm
42.9in
-  6.3kg
13.9lb
-  35kg
77.2lb
-  Type 14
-  104, 104G



FOLLOW SPOT STAND 070CSU

Chrome plated stand. 2 sections, 1 riser.
 Ø: 50, 40mm. Leg Ø: 30mm. 1 leveling leg. Memory collar included.
 This stand was named for its low height and high payload allowing the lighting technician to easily follow on actor.

-  88cm
34.6
-  147cm
57.9in
-  105cm
41.3in
-  109cm
42.9in
-  6.8kg
15lb
-  40kg
88.2lb
-  Type 14
-  104, 104G

SUGGESTED ACCESSORIES



PAN SPIGOT M10 616-10

Rotating 28mm/1 1/8" spigot with M10 screw attachment.
 Smooth rotation is assured by a Teflon bearing.
 Complete with locking knob to block panoramic position.



40MM SAFETY COLLAR 699

Secondary safety system for all stands. When locked into position, it stops upper stand sections from dropping when you open the stand locking knob.

PAN SPIGOT M12 616-12 Not illustrated

Same as 616-10 with M12 screw attachment.



BLACK STEEL SUPER STAND 270BSU

Black chrome plated steel stand. 4 sections, 3 risers.
 Ø: 50, 45, 40, 35mm. Leg Ø: 30mm. 1 leveling leg.
 There is a reason we call this the super stand! Incredible reach of 477cm/187.8in that can support fixtures up to 40kg/88.2lb.

144cm 56.7in	477cm 187.8in	144cm 56.7in	174cm 68.5in	13.5kg 29.8lb
40kg 88.2lb	Type 14	104, 104G		



BLACK ALU SUPER STAND 269BU

Black aluminum stand. 4 sections, 3 risers.
 Ø: 50, 45, 40, 35mm. Leg Ø: 30mm. 1 leveling leg.

144cm 56.7in	455cm 179.1in	144cm 56.7in	174cm 68.5in	8kg 17.6lb
35kg 77.2lb	Type 14	104, 104G		

STEEL SUPER STAND 270CSU Not illustrated

Chrome plated steel stand. 4 sections, 3 risers.
 Ø: 50, 45, 40, 35mm. Leg Ø: 30mm. 1 leveling leg.

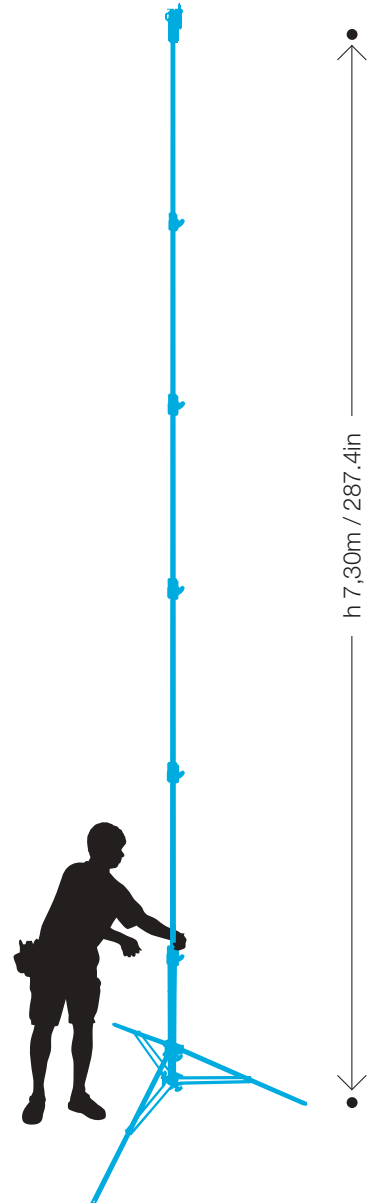
144cm 56.7in	477cm 187.8in	144cm 56.7in	174cm 68.5in	13.5kg 29.8lb
40kg 88.2lb	Type 14	104, 104G		

i SUGGESTED ACCESSORIES



WIND-BRACING KIT 087WBK

Wind-bracing kit of 3 ropes. Length: 10m/32.8ft. Not supplied with the stand.



BLACK ALU HIGH SUPER STAND 269HDBU

Aluminum stand. 6 sections, 5 risers.
 Ø: 50, 45, 40, 35, 30, 25mm. Leg Ø: 30mm. 1 leveling leg.

- | | | | | | | | |
|-----------------|------------------|-----------------|-----------------|--------------|--------------|---------|-----------|
| | | | | | | | |
| 190cm
74.8in | 730cm
287.4in | 173cm
68.1in | 174cm
68.5in | 10kg
22lb | 10kg
22lb | Type 14 | 104, 104G |



STEEL 2 SECTION LOW BASE WIND UP STAND 083NWL B

Geared centerpost steel stand. 2 sections, 1 riser.
 Ø: 55, 45mm. 1 leveling leg. Fitted with braked wheels.

129cm 50.8in	190cm 74.8in	112cm 44.1in	100cm 39.4in	11kg 24.3lb	35kg 77.2lb	Type 14



STEEL 2 SECTION WIND UP STAND 083NW

Chrome steel stand with geared column. Elevation: 2.2cm/0.9in per handle turn. 2 sections, 1 riser. Ø: 55, 45mm. Leg Ø: 30mm. 1 leveling leg.

139cm 54.7in	247cm 97.2in	153cm 60.2in	128cm 50.4in	16kg 35.3lb
45kg 99.2lb	Type 14	104, 104G		



STEEL 3 SECTION LOW BASE WIND UP STAND 087NWL B









Geared centerpost steel stand. 3 sections, 2 risers.
 Ø: 55, 45, 38mm. 1 leveling leg. Fitted with braked wheels.

144cm 56.7in	276cm 108.7in	134cm 52.8in	100cm 39.4in	16kg 35.3lb
30kg 66.1lb	Type 14			



BLACK STEEL WIND UP STAND 087NWB









Black chrome steel stand with geared column.
 2 risers extend simultaneously at an elevation of 4.4cm/1.7in per handle turn.
 Safety cable ensures simultaneous retrieval of all sections.
 3 sections, 2 risers. Ø: 55, 45, 38mm. Leg Ø: 30mm. 1 leveling leg.

				
167cm 65.7in	370cm 145.7in	181cm 71.3in	128cm 50.4in	21.4kg 47.2lb
				
30kg 66.1lb	Type 14	104, 104G		











STEEL SHORT WIND UP STAND 087NWSH

Short version of 087NW. 3 sections, 2 risers.
 Ø: 55, 45, 38mm. Leg Ø: 30mm. 1 leveling leg.

				
135cm 53.1in	276cm 108.7in	155cm 61in	128cm 50.4in	15.5kg 34.2lb
				
30kg 66.1lb	Type 14	104, 104G		

STEEL WIND UP STAND 087NW Not illustrated

Chrome steel stand with geared column.
 2 risers extend simultaneously at an elevation of 4.4cm/1.7in per handle turn.
 Safety cable ensures simultaneous retrieval of all sections.
 3 sections, 2 risers. Ø: 55, 45, 38mm. Leg Ø: 30mm. 1 leveling leg.

				
167cm 65.7in	370cm 145.7in	181cm 71.3in	128cm 50.4in	21.4kg 47.2lb
				
30kg 66.1lb	Type 14	104, 104G		





**STAINLESS STEEL
SUPER WIND UP STAND 387XU**

Heavy lift stand with strengthened stainless steel column and legs, chrome steel risers and geared column. 3 sections Ø: 70, 60, 50mm. 2 risers which extended simultaneously at 4.4cm/1.7in per handle turn. Safety cable ensures simultaneous retrieval of all sections. Rapid adjustment. Leg Ø 35mm. 1 leveling leg. PATENTED



156cm
61.4in



366cm
144.1in



179cm
70.5in



180cm
70.9in



32.5kg
71.6lb



80kg
176.4lb



28mm
1 1/8"



374



**BLACK STAINLESS STEEL
SUPER WIND UP STAND 387XBU**

Heavy lift stand with strengthened stainless steel column and legs, black chrome steel risers and geared column. 3 sections Ø: 70, 60, 50mm. 2 risers which extended simultaneously at 4.4cm/1.7in per handle turn. Safety cable ensures simultaneous retrieval of all sections. Rapid adjustment. Leg Ø 35mm. 1 leveling leg. PATENTED



156cm
61.4in



366cm
144.1in



179cm
70.5in



180cm
70.9in



32.5kg
71.6lb



80kg
176.4lb



28mm
1 1/8"



374



SUGGESTED ACCESSORIES



T BAR 613PAR

"T" Bar specifically design to carry six PAR 57 or 64 luminaires. Supplied with a built in TV male spigot. Max load capacity: 6kg/13.2lb on each attachments, only at the ends 12kg/26.5lb on each side.

WHEELS

**WHEEL SET 104**

Ø: 75mm/2.95in with brakes and M10 attachment. Set of three.



1.5kg
3.3lb



75kg
165.3lb

**WHEEL SET 104G**

Ø: 100mm/3.94in with brakes and M10 attachment. Set of three.



3kg
6.6lb



100kg
220.5lb

**WHEEL SET 110**

Ø: 75mm/2.95in with brakes and adapter for legs Ø: 22mm. Set of three.



1.7kg
3.7lb



75kg
165.3lb

**WHEEL SET 110G**

Ø: 100mm/3.94in with brakes and adapter for legs Ø: 22mm. Set of three.



3.2kg
7.1lb



100kg
220.5lb

**WHEELS FOR SUPER WIND UP 374**

Ø: 160mm/6.3in with brakes. Set of three.



7.2kg
15.9lb



300kg
661.4lb



BLACK ALU STAND EXTENSION 142B

2 section (Ø 35, 30mm) black aluminum extension.
Minimum height: 125cm/49.2in. Maximum height: 210cm/82.7in.



2.4kg
5.3lb



Top type 14



Bottom type 37

STEEL STAND EXTENSION 142CS

2 section (Ø 35, 30mm) chrome steel extension.
Minimum height: 125cm/49.2in. Maximum height: 210cm/82.7in.



3.6kg
7.9lb



Top type 14



Bottom type 37



BLACK ALU HIGH STAND EXTENSION 146B

3 section (Ø 35, 30, 25mm) black aluminum extension.
Minimum height: 137cm/53.9in. Maximum height: 314cm/123.6in.



2.8kg
6.2lb



Top type 14



Bottom type 37

STEEL HIGH STAND EXTENSION 146CS

3 section (Ø 35, 30, 25mm) chrome steel extension.
Minimum height: 137cm/53.9in. Maximum height: 314cm/123.6in.



4.8kg
10.6lb



Top type 14



Bottom type 37

BLACK MAGIC

by MANFROTTO

Manfrotto has been in the field since 1970 and is recognized as the leader in support solutions for the photographic, and entertainment applications.

Thanks to its worldwide capillary network, Manfrotto can collect an incredible amount of feedback from the market and filter this into creative new products.



Black Magic is one of the results.

It was developed to solve the daily problems that face the user. It combines a unique design with the most innovative technical solutions that have been applied to the lifting system, the foldable base, the safety devices, and the surface treatments.

The lifting system is based on a winch mechanism, permitting a smooth consecutive extension of a 4 rise tower. With the double handle, the operator can easily move 200kg/440lb from 1,65m/5,3ft to 5.5m/18ft in any position.

The new foldable base makes opening and closing a synch, taking just a few seconds. It's developed to support the highest stress and the hardest working conditions.

Black Magic is what you need for your business.

Quality and reliability tests:

Dynamic test:

- to simulate the working cycle of product, it went through 2000 complete extensions of the column with 500kg/1102.3lb on the top.

Static tests such as:

- the traction test on the chains and pinions applying 650kg/1433lb (simulated load).
- the +6° inclination test, to obtain the TÜV certification and simulate the use of the product with the max load (200kg/440lb) at 6m height and 6° floor inclination.
- 100 hours of salt spray test in order to simulate the reaction of the finishing with application in adverse environment.




All the structural components that are crucial for the safety or have to support high stress are engineered using the FEM analysis. The FEM (Finite Element Method) permits simulation of external forces

in different applications and to calculate the resulting stress on the component. Using this tool Manfrotto can optimize the design of the product obtaining the highest performance combined with the lowest weight.



Swift lift mechanism, with its self-locking device, is made up of three fork lift chains for a smooth and continuous extension. PAT. PENDING

The foldable base makes opening and closing a synch, taking just a few seconds.



Thanks to the winch concept, the mono-operation cranking is very smooth during rising and fall.

Technical Specifications:

Maximum Height:	5.5m / 18ft
Minimum Height / Loading Height:	1.65m / 5,41ft
Close Height:	1.64m / 5,38ft
Max Load Capacity:	200kg / 440lb
Proper Weight:	80kg / 176lb
Operating Footprint:	2.38m / 7,8ft
Storing Footprint:	0.44m / 1,44ft
Top attachment:	28mm / 1 1/8" female

Certifications:

TÜV GS Certification in progress
According to **DIN 15560-27** and **VBG**
Certificate of **CE** Conformity




Self height at 1.65m/65in allows the user for an easy upload.



Legs are driven by a new rail mechanism. Just push the safety pin and move the leg in the operating position.

4 levelling devices to adjust the angle of the column and correct floor imperfection.



BLACK MAGIC

by MANFROTTO

The Black Magic column is composed of five aluminum tubes. These black anodized tubes have a special design that create the anti-rotation feature.

The Swift Lift mechanism is made up of three fork lift chains that permit smooth, continuous extension of the 4 rises which can be raised to any custom height.

Thanks to the winch concept, the mono-operation cranking is very smooth during climbing and descent.

The self locking device will automatically stop the column from falling, if at any moment the operator lets go.

The dedicated heat treatment on the internal components is used to achieve the highest mechanical performance and guarantee the longest working life.

Safety is a priority for Black Magic.

It contains four safety devices to control all the operations and protect the operator. There are two locking teeth applied to the main cog wheels and two automatic clutches to control and keep the load stable during descent.

The top attachment is the standard 28mm (1' 1/8") made from machined aluminum. It is also possible to use wind bracing thanks to the rings positioned at the end of the last rise.



BLACK MAGIC STAND 587B

Black Magic was developed to solve the daily problems that any user faces in the entertainment & event industries. Wind-bracing kit included. 5 sections, 4 leveling legs.



165cm
65in



550cm
216.5in



164cm
64.6in



238cm
93.7in



80kg
176.4lb



200kg
440.9lb



28mm
1 1/8"





BLACK ALU MICROPHONE STAND 622B

Aluminum microphone stand.



195cm
76.8in



108cm
42.5in



2.7kg
6lb



2kg
4.4lb



Type 36



STEEL MICROPHONE STAND 622CS

Chrome steel microphone stand.



195cm
76.8in



108cm
42.5in



3.2kg
7.1lb



2kg
4.4lb



Type 36



MICROPHONE CLIP MICC1

Standard type microphone clip.



0.05kg
0.1lb



UNIVERSAL SHOCK MOUNT MICROPHONE HOLDER MICC4

Made in aluminum supplied with a rubber dampening system to prevent shocks and vibrations. This rubber system allows efficient rapid microphone mounting. The swiveling yoke has a 3/8" threaded hole that allows convenient mounting to the range of carbon fiber microphone booms. Accepts a large variety of microphones.



0.121kg
0.3lb



MICROPHONE SPRING CLIP MICC2

Universal type microphone clip.
Grabs microphones from diameter 20mm to 35mm.



0.05kg
0.1lb



BLACK STEEL AIR CUSHIONED SELF LOCK LEVEL STAND 256BMUAC

Black steel base, aluminum sections, air cushioned stand. 2 sections, 1 riser. Ø: 40, 35mm. Leg Ø: 22mm. 1 leveling leg. SELF LOCK SYSTEM PATENTED

109cm 42.9in	218cm 85.8in	106cm 41.7in	126cm 49.6in	2.5kg 5.5lb
20kg 44.1lb	35mm	110, 110G		



BLACK ALU AIR CUSHIONED LEVELING LEG LE STAND 126BMUAC

Black aluminum stand, air cushioned. 2 sections, 1 riser. Ø: 40, 35mm. Leg Ø: 22mm. 1 leveling leg.

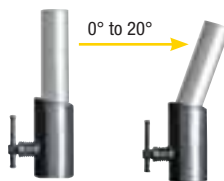
106cm 41.7in	218cm 85.8in	106cm 41.7in	126cm 49.6in	2.5kg 5.5lb
30kg 66.1lb	35mm	110, 110G		

SUGGESTED ACCESSORIES



SPEAKER ADAPTER FOR 28MM/1 1/8" BUSHING 618

This speaker adapter (35mm diameter) can be mounted on all lightstands equipped with a 28mm/1 1/8" bushing.



TILTING SPEAKER ADAPTER 624

Designed to be mounted onto tubes from 32mm to 38mm diameter. It is equipped with a 35mm speaker stud tilting from 0° to 20°. PATENTED



TOP M10 STAND 611-10

M10 Bolt fixing for 32/38mm tube.

TOP M12 STAND 611-12 Not illustrated

Same as 611-10 with M12 screw.



**BLACK STEEL
MIDI LE STAND 604BSM**

Chrome plated steel stand. 2 sections, 1 riser.
Ø: 40, 35mm. Leg Ø: 22mm.



154cm
60.6in



260cm
102.4in



132cm
52in



126cm
49.6in



6.6kg
14.6lb



40kg
88.2lb



35mm



110, 110G



**BLACK STEEL
MAXI LE STAND 606BSM**

Chrome plated steel stand. 2 sections, 1 riser.
Ø: 40, 35mm. Leg Ø: 22mm.



182cm
71.7in



316cm
124.4in



160cm
63in



126cm
49.6in



7.2kg
15.9lb



40kg
88.2lb



35mm



110, 110G



BLACK STEEL LOW LE STAND 602BSM

Black chrome plated steel stand. 2 sections, 1 riser.
 Ø: 40, 35mm. Leg Ø: 22mm.



125cm
49.2in



205cm
80.7in



104cm
40.9in



118cm
46.5in



5.7kg
12.6lb



50kg
110.2lb



35mm



110, 110G



SUGGESTED ACCESSORIES



SAFETY COLLAR 698

Secondary safety system for all speaker stands. When locked into position, it stops upper stand sections from dropping when you open the stand locking knob.



Clamps - Arms


Manfrotto clamps are the perfect solution to position lights and accessories practically anywhere. The worldwide famous original Super Clamp, stands out for its versatility and numerous accessories. Moreover, the entire range of clamps ensures there's
















always a solution, no matter the size, the shape of the object or the surface you're clamping to. The grip equipment covers a huge range of applications, including pipes or square tubes, with all standard attachments available. Used in conjunction with stands or clamps,

the range of Manfrotto arms enables accurate positioning of lighting and effects. The Magic Arm or the Variable Friction Arm are outstanding, using a single convenient and fast action locking lever or knob to lock or partially lock the two arms and the two swivel studs.



— CLAMPS-ARMS



				600 1322.8
	 			500 1102.3
			  	300 661.4
				250 551.1
		 		150 330.7
  				100 220.5
				75 165.3
				50 110.2
				15 33.1



male 16mm/5/8"



male 28mm/1 1/8"

pulley & ring

parallel & swivel

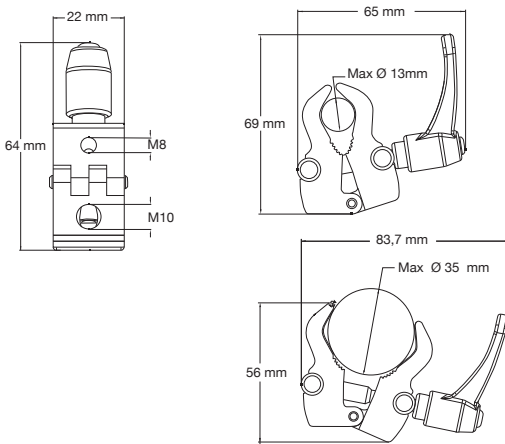
SUPER



QUICK ACTION SUPER CLAMP 635

The rapid action locking jaw has also been applied to the most well known clamp in the world, the original Super Clamp. These modifications allow us to keep its extreme versatility adding unrivaled speed in locking and unlocking. Supplied with wedge to allow the clamp to fit on flat surface.


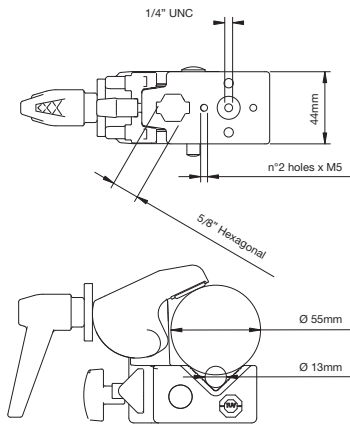
-  0.47kg
1lb
-  15kg
33.1lb
-  16mm/5/8" hexagonal + M5 & 1/4" threads



NANO CLAMP M10 388B



It's the new Manfrotto small size clamp. 4kg/8.8lb of payload with a very small size! Two attachments: M10-M8.

-  0.25kg
0.6lb
-  4kg
8.8lb
-  M8-M10



SUPER CLAMP 035

Ideal clamp for all pipes or squared tubes. Ergonomic lever to securely lock clamping position.

-  0.41kg
0.9lb
-  15kg
33.1lb



STAINLESS SUPER CLAMP 035X Not illustrated

Identical to the 035 with a weather resistant solution, provided with a stainless steel threaded shaft locking screw.

SUGGESTED ACCESSORIES



STUD FOR STIRRUP 066BT

16mm/5/8" stud with female thread M10. It has been specifically designed to mount it on a stirrup's fixture and easily connect it to a Super Clamp. Designed to be tightly lock with a wrench.



ROUNDED 16MM/5/8" LIGHTING STUD M10 264

Rounded stud for stirrup's fixture for a rapid connection to a Super Clamp.

STAGE

Work on diameters from 30mm/1.18in to 52mm/20.47in.
The double locking knob position always provides an optimal grip point.



STAGE CLAMP C280

The base model of MP Eye Coupler slimlight version.



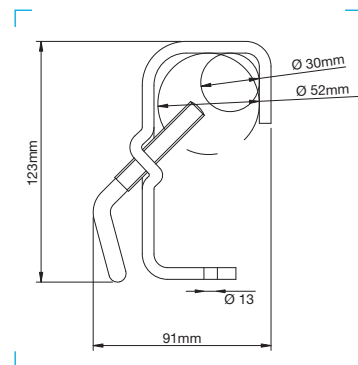
0.37kg
0.8lb



50kg
110.2lb



13mm hole



STAGE CLAMP WITH 28MM/1 1/8" SOCKET C295

Supplied with 28mm/1 1/8" stud.



0.75kg
1.7lb



50kg
110.2lb



28mm
1 1/8"



SUGGESTED ACCESSORIES



QUICK LOCK ADAPTER 213

Fix the brass adapter 066BT to your fixture, then fix the other component to a T-bar or C280 clamp; couple them together with one click. Your fixture is now hooked, just close the handle.

LP COUPLERS

EYE COUPLER family: safer, easier to use and lighter, with the reliability and high performance that you expect from Manfrotto. EYE COUPLER range has been developed with professional users' needs in mind. Improved safety, full TÜV certification, optimised ergonomics and unique design are the key features of EYE COUPLERS, developed for professionals in the entertainment industry.

The complete EYE COUPLER range is made up of LP EYE COUPLERS: industry standard clamp range from 48mm/1.88in to 52mm/2.04in.

MP EYE COUPLERS: wider clamp range from 42mm/1.65in to 52mm/2.04in and special flattened shape of lower jaw.

MP SLIM EYE COUPLERS: same features as MP coupler, but narrower in profile and lighter in weight.



LP EYE COUPLER C460

The base model of LP Eye Coupler for any customised application.



0.36kg
0.8lb



500kg*
1102.3lb



13mm hole



LP EYE COUPLER WITH M12 BOLT PLUS NUT C464

Supplied with M12 bolt and nut for custom solutions.



0.40kg
0.9lb



500kg
1102.3lb



M12x27



PARALLEL LP EYE COUPLER C480

Twin couplers fixed parallel for firm, quick and easy interconnection for truss, bars or pipes.



0.76kg
1.7lb



300kg
661.4lb



90° FIXED LP EYE COUPLER C481

Twin couplers fixed at 90° for firm, quick and easy interconnection for truss, bars or pipes.



0.76kg
1.7lb



300kg
661.4lb



SWIVEL LP EYE COUPLER C482

Twin couplers free to rotate 360° for firm, quick and easy interconnection for truss, bars or pipes.



0.76kg
1.7lb



300kg
661.4lb



CONNECTION KIT FOR LP EYE COUPLER C466

Kit to connect two C460 clamps.



LP EYE COUPLER WITH 28MM/1 1/8" BUSHING C465

Designed with 28mm/1 1/8" bushing suitable for 2K+stirrup luminaires.



0.84kg
1.9lb



300kg
661.4lb



28mm
1 1/8"



LP EYE COUPLER WITH 28MM/1 1/8" TV SPIGOT C461

Supplied with 28mm/1 1/8" spigot for TV/broadcast luminaires.



0.57kg
1.3lb



500kg
1102.3lb



Type 35



LP EYE COUPLER WITH LIFTING RING C463

Provided with lifting ring for multipurpose use with chains, wires and ropes.



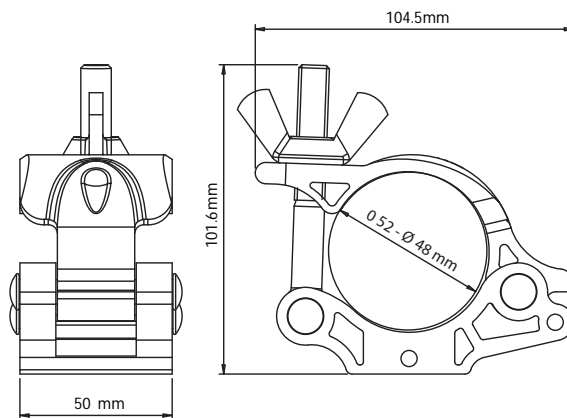
0.55kg
1.2lb



300kg
661.4lb



LP COUPLER



MP COUPLERS



MP EYE COUPLER **C4460**

The base model of MP Eye Coupler for any customised application.



0.39kg
0.9lb



500kg
1102.3lb



13mm hole



SLIM MP EYE COUPLER **C4560**

The base model of MP slimlight version eye coupler.



0.26kg
0.6lb



300kg
661.4lb



13mm hole



MP EYE COUPLER WITH M12 BOLT PLUS NUT **C4464**

Supplied with M12 bolt and nut for custom solutions.



0.43kg
0.9lb



500kg
1102.3lb



M12x27



MP EYE COUPLER WITH 12MM BOLT PLUS NUT **C4564**

Supplied with M12 bolt and nut for custom solutions.



0.3kg
0.7lb



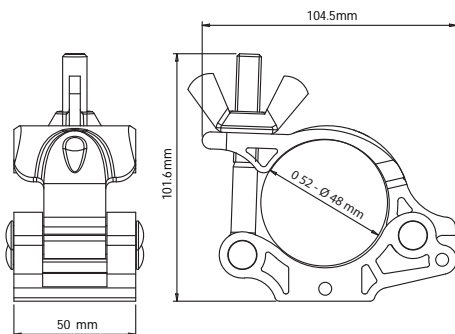
300kg
661.4lb



M12x27mm



MP COUPLER





SWIVEL MP EYE COUPLER C4482

Twin couplers free to rotate 360° for firm, quick and easy coupling of trusses, bars or pipes.



0.81kg
1.8lb



SWIVEL AND TILT MP EYE COUPLER TRUSS SUPPORT 150-250 C4485

Min. length - 150mm/5.9in. Max. length - 250mm/9.8in.
Truss Support Coupler with a tilt/swivel connection to the stand pin. It avoids torsion and mounting problems when lifting a truss using two stands simultaneously.



2.78kg
6.1lb



Type 35

SWIVEL AND TILT MP EYE COUPLER TRUSS SUPPORT 200-400 C4486 Not illustrated

Min. length - 200mm/7.9in. Max. length - 400mm/15.7in.

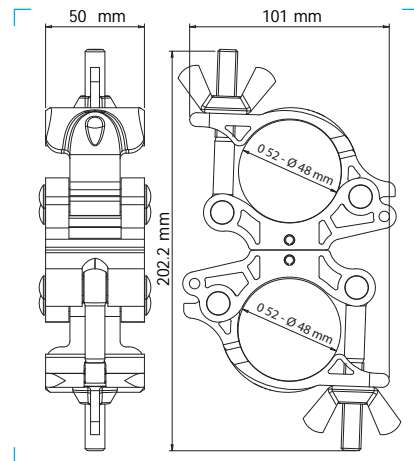
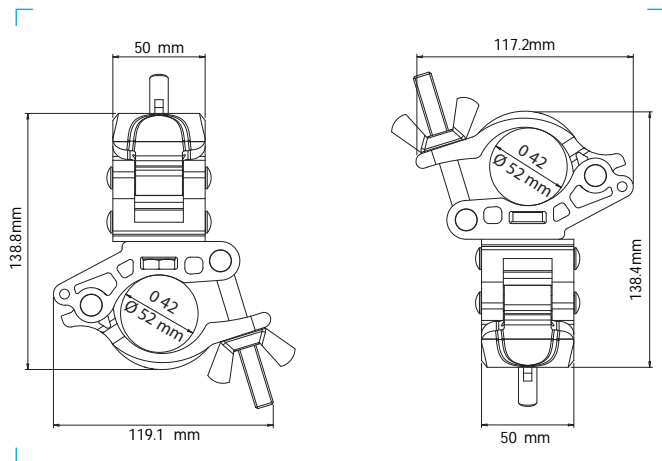


2.85kg
6.3lb



Type 35

SWIVEL COUPLER





MP EYE COUPLER WITH 28MM/1 1/8" TV SPIGOT C4461

Supplied with 28mm/1 1/8" spigot for TV/broadcast luminaires.



0.60kg
1.3lb



500kg
1102.3lb



Type 35



MP EYE COUPLER WITH 28MM/1 1/8" BUSHING C4465

Designed with 28mm/1 1/8" bushing suitable for 2K+ stirrup luminaires.



0.87kg
1.9lb



300kg
661.4lb



28mm
1 1/8"



TILT AND SWIVEL MP EYE COUPLER C4470

Provided with 28mm/1 1/8" spigot to enable to rig a bar or a frame structure between two stands with 360° spigot rotation and swivel system.



1.3kg
2.9lb



300kg
661.4lb



Type 35



MP EYE COUPLER WITH LIFTING RING C4463

Provided with lifting ring for multipurpose use with chains, wires and ropes.



0.58kg
1.3lb



300kg
661.4lb



MP EYE COUPLER WITH 16MM/5/8" BUSHING C4469

Supplied with 16mm/5/8" spigot for light fixing accessories.



0.52kg
1.1lb



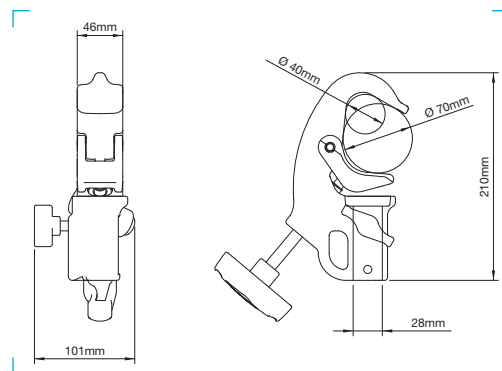
50kg
110.2lb



16mm
5/8"

QUICK ACTION & PIPE

The mechanical concept on which we based this new range of clamps allows an incredible speed in locking and unlocking the clamp's jaws. Fastening the clamp to a pipe or any other support is quick and simple allowing you to position your lighting equipment securely.



28MM/1 1/8" BUSHING QUICK ACTION JUNIOR CLAMP C337

Made in gravity cast aluminum, this clamp is ideal to hang all types of luminaries in TV studios and theaters. Its incredible "coupling range" sets almost no limitations to its capability to clamp to almost all the industry standard pipe diameters. To meet all safety requirements, we have designed a dedicated slot for flexible steel safety cables. Supplied with T-top padded handle to improve grip. Pipe size 40-70mm. PAT. PENDING



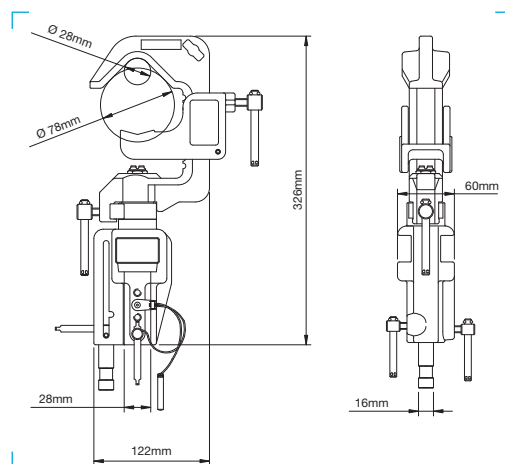

1.27kg
2.8lb



100kg
220.5lb



28mm
1 1/8"



SWIVELING "C" CLAMP C150

Works on diameters from 28mm to 78mm.
* 10kg/22lb on 16mm/5/8" attachment. 75kg/165.3lb on 28mm/1 1/8" attachment.



1.6kg
3.5lb

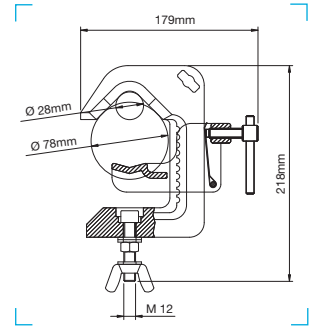


10/75kg*
22/165.3lb*



28mm
1 1/8"





SWIVELING "C" CLAMP WITH M12 SCREW C151

Works on diameters from 28mm to 78mm.



1.07kg
2.4lb



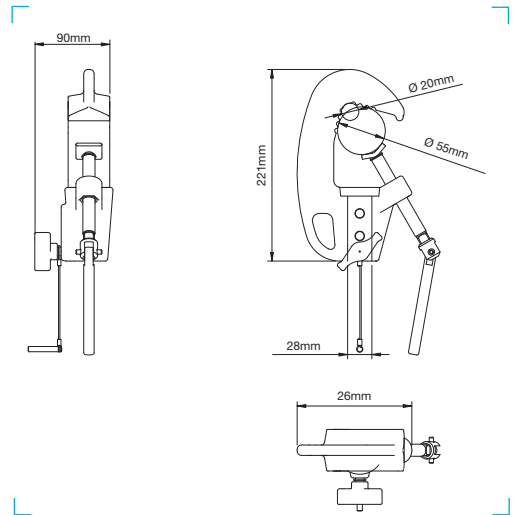
100kg
220.5lb



M12



GC



JUNIOR PIPE CLAMP WITH 28MM/1 1/8" SOCKET C100

Works on diameters from 20mm to 55mm.



1.13kg
2.5lb



250kg
551.1lb

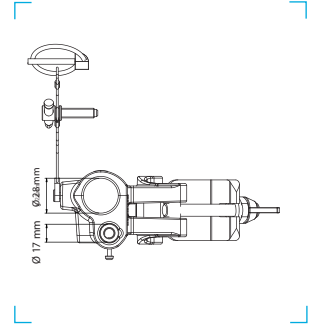


28mm
1 1/8"








GC

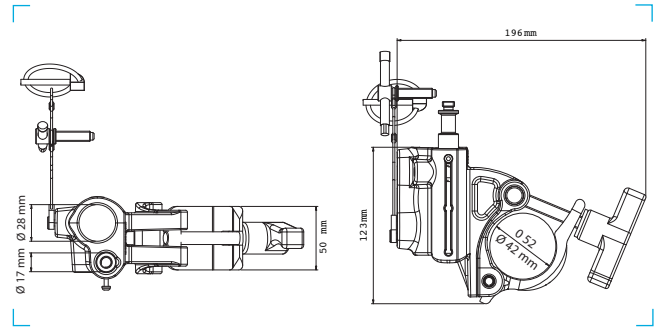
BARREL



BARREL CLAMP C345






Works on diameters from 42mm to 52mm.
 *100kg/220.5lb on 16mm/5/8" attachment. 600kg/1322.8lb on 28mm/1 1/8" attachment.

-  0.9kg
2lb
-  100/600kg*
220.5/1322.8lb
-  28mm
1 1/8"
-  16mm
5/8"
-  16mm
5/8"
- 



BARREL CLAMP C345K







Works on diameters from 42mm to 52mm.
 *100kg/220.5lb on 16mm/5/8" attachment. 600kg/1322.8lb on 28mm/1 1/8" attachment.

-  0.9kg
2lb
-  100/600kg*
220.5/1322.8lb
-  28mm
1 1/8"
-  16mm
5/8"
-  16mm
5/8"
- 



BARREL CLAMP C345BK

Same as C345K, black version. Works on diameters from 42mm to 52mm.
 *100kg/220.5lb on 16mm/5/8" attachment. 600kg/1322.8lb on 28mm/1 1/8" attachment.

-  0.9kg
2lb
-  100/600kg*
220.5/1322.8lb
-  28mm
1 1/8"
-  16mm
5/8"
-  16mm
5/8"
- 



GRAB

The Grab Clamp is flexible and fast to use thanks to its pincer jaw design and rapid locking and release mechanism. It can be fixed to a wider range of supports than traditional clamps and is suitable for use in TV, video and photographic studios, theatres and rigging structures. The Grab Clamp will hold all kinds of lights, scenery, monitors and much more besides. The Grab Clamp has been designed to be mounted on a wide range of beams, pipes and bars, whether round, square or rectangular in section. It needs no adapter - just open and clamp it.



GRAB CLAMP C339

Supplied without attachment, but with a 12.5mm hole for custom fixings.



1.2kg
2.6lb



150kg
330.7lb



12.5mm hole



GRAB CLAMP WITH 16MM/5/8" BUSHING C339BB

Comes with 16mm/5/8" bushing complete with push button for extra-safe attachment.



1.35kg
3lb



50kg
110.2lb



16mm
5/8"



GRAB CLAMP WITH UNIVERSAL HEAD C339UH

Provided with a universal fixed (non-rotating) head.



1.95kg
4.3lb



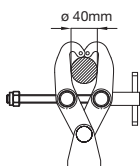
75kg
165.3lb



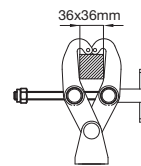
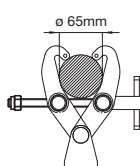
28mm
1 1/8"



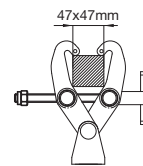
16mm
5/8"



Clamp Range
40mm/1.57in to
65mm/2.55in



Clamp Range
36mm/1.41in to 47mm/1.85in



GRAB CLAMP WITH LIFTING EYE C339LE

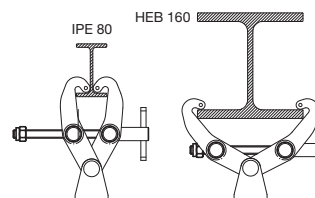
Complete with standard lifting eye for chain or rope fixture.



1.4kg
3.1lb



150kg
330.7lb



Clamp Range
IPE 80 to IPE 160
HEB 80 to HEB 160



GRAB CLAMP WITH 28MM/1 1/8" TV SPIGOT C339JS

Supplied with 28mm/1 1/8" spigot.



1.4kg
3.1lb



150kg
330.7lb



Type 35



GRAB CLAMP WITH SPINNING PULLEY C339SP

Fitted with a 100mm/3.93in diameter pulley to offer a quick and robust hanging point for TV and theatre sceneries.



1.65kg
3.6lb



150kg
330.7lb

TELESCOPIC HANGERS

A convenient method of suspending luminaires from above for unobstructed floor areas. Telescopic hangers are renowned for their strength and versatility.

Available with either a stirrup or universal head, all hangers come with a safety pin to prevent the riser from slipping.

TELESCOPIC HANGER WITH UNIVERSAL HEAD **C825**

Max load with 16mm spigot 10kg/22lb. Max load with 28mm socket 40kg/88.2.



121cm
47.6in



201cm
79.1in



5.1kg
11.2lb



Type 34

LONG TELESCOPIC HANGER WITH UNIVERSAL HEAD **C827** Not illustrated

Max load with 16mm spigot 10kg/22lb. Max load with 28mm socket 40kg/88.2.



212cm
83.5in



381cm
150in



6.8kg
15lb



Type 34

TELESCOPIC HANGER WITH UNIVERSAL HEAD **C888UH**

Max load with 16mm spigot 10kg/22lb. Max load with 28mm socket 40kg/88.2.



78cm
30.7in



161cm
63.4in



4.6kg
10.1lb



Type 34



C825



C888UH



MAGIC ARM **143N**

Articulated arm, without accessories, with center level to lock all 3 movements. Length: 53cm/20.9in.



1.07kg
2.4lb



16mm/5/8" with 1/4" female attachment



3kg
6.6lb



16mm/5/8" with 3/8" female attachment



VARIABLE FRICTION ARM **244N**

Friction Arm with variable friction and locking of arm obtained by adjusting knob.



1.09kg
2.4lb



16mm/5/8" with 1/4" female attachment



3kg
6.6lb



16mm/5/8" with 3/8" female attachment



Autopoles

The ultimate adjustable lighting pole system can be used to fix a side light, wherever required on the stage. Its unique single action prop locking system exerts the right amount of pressure to

assure a secure fit, wedging the protective rubber ends in place, ceiling to floor.

The Autopole® system embodies a safety lock, to prevent accidental de-tensioning or movement.



AUTOPOLES



Two pre-loaded positions can assure a terrific stability!
This spring-loaded system is patented by Manfrotto.
PATENTED

AUTOPOLE 2 432-1.7 B

Two position variable thrust. Extends from 100cm/39.4in to 170cm/66.9in.
Pole Ø: 45mm and 40mm. Silver or black finishing available.
PATENTED



1.9kg
4.2lb

AUTOPOLE 2 432-2.7 B

Two position variable thrust. Extends from 150cm/59.1in to 270cm/106.3in.
Pole Ø: 45mm and 40mm. Silver or black finishing available.
PATENTED



2.23kg
4.9lb

AUTOPOLE 2 432-3.7 B

Two position variable thrust. Extends from 210cm/82.7in to 370cm/145.7in.
Pole Ø: 45mm and 40mm. Silver or black finishing available.
PATENTED




2.6kg
5.7lb



432-1.7B

432-2.7B

432-3.7B



034B

033B

EXTENSION TUBE 034 B

Autopole® Extension tube. Ø: 40mm. Length: 1,5m./59.1in
Suitable for Autopole2® and Autopole®. Silver or black finishing available.



0.53kg
1.2lb

EXTENSION TUBE 033 B

Autopole® Extension tube. Ø: 40mm. Length: 2m/78.7in.
Suitable for Autopole2® and Autopole®. Silver or black finishing available.



0.69kg
1.5lb



AUTOPOLE SPIRIT LEVEL 032SPL

Spirit level for use on Autopole®, or on tubes of 25mm to 60mm diameter.



AUTOPOLE PROTECTION CAPS 032PC

Set of four protection caps for rubber feet with inner hole. Ø: 16.5mm. Suitable for use with all Autopoles except Midi Autopole® 332 and Mini Pole 170.



AUTOPOLE BASE 032BASE B

For tubes: Ø 45mm. Legs Ø: 22mm.



86cm
33.9in



126cm
49.6in



1.2kg
2.6lb



Accessories

All Manfrotto accessories provide for a high level of customization, thanks to a wide range that can accept any lighting fixture, in order to match any requirement.



— ACCESSORIES



SMALL SAND BAG G100 (Sand not supplied)



6kg
13.2lb

LARGE SAND BAG G200 (Sand not supplied)



10kg
22lb



SAFETY COLLAR 698

Secondary safety system for all speaker stands. When locked into position, it stops upper stand sections from dropping when you open the stand locking knob.

40MM SAFETY COLLAR 699 Not illustrated

Same as 698 for 40mm tubes.

T BAR 614 Not illustrated

4 x Lantern T Bar 122cm/48in long.



WIND-BRACING KIT 087WBK

Wind-bracing kit of 3 ropes. Length: 10m/32.8ft. Not supplied with the stand.



SAFETY CABLE C155

Diameter 4mm. Length 100cm/39.4in.



FIVE SOCKET BRACKET 169

100cm/39.4in long T Bar with 5x28mm/1 1/8" sockets for attaching up to 5 lighting fixtures. Designed to fit on stand or bracket with 28mm/1 1/8" socket. *When load on one side only, max load capacity: 15kg/33.1lb.



6.1kg
13.4lb



28mm
1 1/8"



28mm
1 1/8"

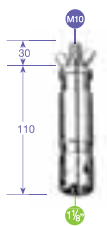


50kg*
110.2lb*



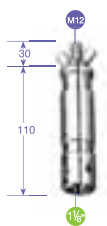
T BAR 613PAR

"T" Bar specifically design to carry six PAR 57 or 64 luminaires. Supplied with a built in TV male spigot. Max load capacity: 6kg/13.2lb on each attachments, only at the ends 12kg/26.5lb on each side.



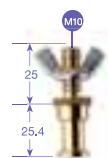
620-10

28mm/1 1/8" male adapter.



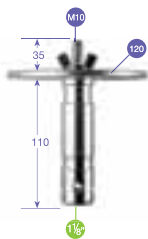
620-12

28mm/1 1/8" male adapter.



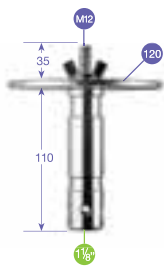
264

Rounded 16mm/5/8" lighting stud M10.



163-10

28mm/1 1/8" male adapter.



163-12

28mm/1 1/8" male adapter.



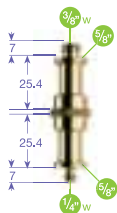
066BT

Stud for stirrup.



187

16mm/5/8" male adapter.



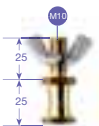
013

Spigot adapter.



QUICK LOCK ADAPTER 213

Fix the brass adapter 066BT to your fixture, then fix the other component to a T-bar or C280 clamp; couple them together with one click. Your fixture is now hooked, just close the handle.



174

Hexagonal 16mm/5/8" lighting stud M10.



036-38

Lighting stud 3/8".



PAN SPIGOT M10 616-10

Rotating 28mm/1 1/8" spigot with M10 screw attachment. Smooth rotation is assured by a Teflon bearing. Complete with locking knob to block panoramic position.

PAN SPIGOT M12 616-12 Not illustrated

Same as 616-10 with M12 screw attachment.



SPEAKER ADAPTER FOR 28MM/1 1/8" BUSHING 618

This speaker adapter (35mm diameter) can be mounted on all lightstands equipped with a 28mm/1 1/8" bushing.

Corporate Social Responsibility

CORPORATE SOCIAL RESPONSIBILITY

CSR

Corporate Social Responsibility is an essential value for Manfrotto. We consider Corporate Responsibility as a significant way to employ our people energy and passion in order to generate a meaningful change. For this reason we are involved in several projects to support the fundamental human rights, particularly for kids, and to define specific programs aimed to minimize

the environmental impact. To support these causes we actively provide funding or equipment to the organizations we sustain. One of our main projects, started in 2007, is to sponsor the set-up and diffusion of the temporary and touring exhibition “Acholi un popolo da amare”, about Acholi refugee camps in Northern Uganda, a country that suffered 20 years of civil war. This

exhibition has two objectives: the first one is to promote the further knowledge of the situation of this African tribe, and the second one is to raise funds to realize important humanitarian interventions in the area. Moreover we are supporting an international program run by the Dottor Clown Italia association, which aim is to keep suffering people amused during hospitalization.

E BILITY TY



We believe that, in order to succeed in our job, we also need to share principles and values that define our identity, meaning also a clear responsibility for the impact of our activities on employees, customers, shareholders, communities and the environment. A good relationship among these players - based on integrity, transparency and honesty - is very important to improve the quality of our lives.

In our everyday approach we adopt policies marked by fairness in order to improve outward transparency for our share holders. Because all human activity has an inevitable impact on the planet and can be contained and mitigated through research and the adoption of cutting-edge solutions, we have opted to use electrical energy from renewable sources for our most important plants.

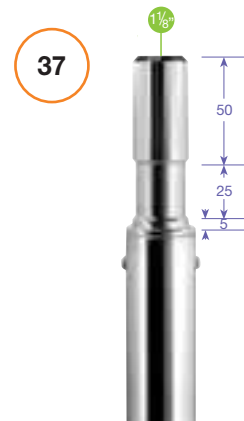
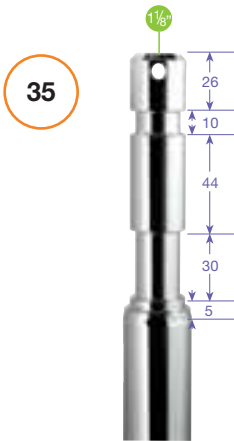
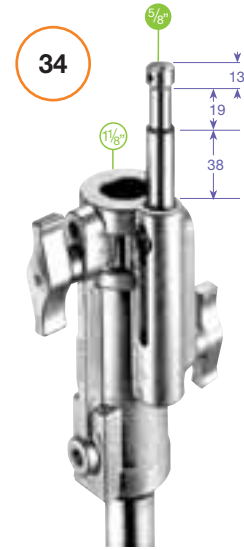
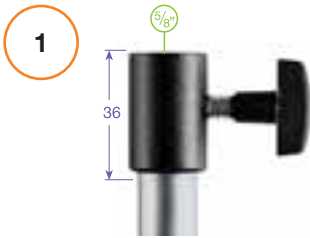
We operate through certificates that are issued in the country where the production of electrical energy from renewable sources takes place. This encourages the development of a global renewable energy sources market and therefore promotes the spread of new production capacity. Social responsibility commitment is part of our company philosophy, an important part of our growth.

This type number refers to the spigot and socket variants shown in product specifications.

$\frac{1}{4}''$ Indicates an external thread or stud diameter
 ● Metric ● Imperial

$\frac{1}{4}''$ Indicates an internal thread or socket diameter
 ● Metric ● Imperial

W: Indicates an internal thread or socket diameter



Art. N°	Description	Page	Art. N°	Description	Page
003	BACKLITE BASE	10	432-2.7B	BLACK AUTOPOLE 2	48
003MF	MINI BACKLITE BASE FEMALE ATTACHMENT	10	432-3.7	AUTOPOLE 2	48
007BU	BLACK ALU SENIOR STAND	11	432-3.7B	BLACK AUTOPOLE 2	48
007BSU	BLACK STEEL SENIOR STAND	12	587B	BLACK MAGIC STAND	25
007BUAC	BLACK AIR CUSHIONED ALU SENIOR STAND	11	602BSM	BLACK STEEL LOW LE STAND	29
007CSU	STEEL SENIOR STAND	12	604BSM	BLACK STEEL MIDI LE STAND	28
008BU	BLACK ALU STAND	11	606BSM	BLACK STEEL MAXI LE STAND	28
008CSU	STEEL JUNIOR STAND	12	611-10	TOP M10 STAND	27
013	SPIGOT ADAPTER	53	611-12	TOP M12 STAND	27
032BASE	AUTOPOLE BASE	49	613PAR	T BAR	19-52
032PC	AUTOPOLE PROTECTION CAPS	49	614	T BAR	52
032SPL	AUTOPOLE SPIRIT LEVEL	49	616-10	PAN SPIGOT M10	14-53
033	EXTENSION TUBE	49	616-12	PAN SPIGOT M12	14-53
033B	BLACK EXTENSION TUBE	49	618	SPEAKER ADAPTER FOR 28MM BUSHING	13-27-53
034	EXTENSION TUBE	49	620-10	28MM-1 1/8" MALE ADAPTER	11-53
034B	BLACK EXTENSION TUBE	49	620-12	28MM-1 1/8" MALE ADAPTER	53
035	SUPER CLAMP	34	622B	BLACK ALU MICROPHONE STAND	26
035X	STAINLESS SUPER CLAMP	34	622CS	STEEL MICROPHONE STAND	26
036-38	Lighting stud 3/8"	53	624	TILTING SPEAKER ADAPTER	27
066BT	STUD FOR STIRRUP	34-53	635	QUICK ACTION SUPER CLAMP	34
070BU	BLACK ALU FOLLOW SPOT STAND	14	698	SAFETY COLLAR	29-52
070CSU	FOLLOW SPOT STAND	14	699	40MM SAFETY COLLAR	14-52
083NW	STEEL 2 SECTION WIND UP STAND	17	C100	JUNIOR PIPE CLAMP WITH 28MM-1 1/8" SOCKET	42
083NWL	STEEL 2 SECTION LOW BASE WIND UP STAND	17	C150	SWIVELING "C" CLAMP	41
087NW	STEEL WIND UP STAND	18	C151	SWIVELING "C" CLAMP WITH M12 SCREW	42
087NWB	BLACK STEEL WIND UP STAND	18	C155	SAFETY CABLE	52
087NWL	STEEL 3 SECTION LOW BASE WIND UP STAND	17	C280	STAGE CLAMP	35
087NWSH	STEEL SHORT WIND UP STAND	18	C295	STAGE CLAMP WITH 28MM-1 1/8" SOCKET	35
087WBK	WIND-BRACING KIT	16-52	C337	28MM BUSHING QUICK ACTION JUNIOR CLAMP	41
104	WHEEL SET	20	C339	GRAB CLAMP	44
104G	WHEEL SET	20	C339BB	GRAB CLAMP WITH 16MM-5/8" BUSHING	44
110	WHEEL SET	20	C339JS	GRAB CLAMP WITH 28MM-1 1/8" TV SPIGOT	44
110G	WHEEL SET	20	C339LE	GRAB CLAMP WITH LIFTING EYE	44
111BSU	BLACK STEEL TALL STAND	13	C339SP	GRAB CLAMP WITH SPINNING PULLEY	44
111CSU	STEEL TALL STAND	13	C339UH	GRAB CLAMP WITH UNIVERSAL HEAD	44
126BMUAC	BLACK ALU AIR CUSHIONED LEVELLING LEG LE STAND	27	C345	BARREL CLAMP	43
126BSU	BLACK STEEL HEAVY DUTY STAND	13	C345K	BARREL CLAMP	43
126BSUAC	BLACK STEEL AIR CUSHIONED HEAVY DUTY STAND	13	C345BK	BARREL CLAMP	43
126CSUAC	STEEL AIR CUSHIONED HEAVY DUTY STAND	13	C460	LP EYE COUPLER	36
126CSU	STEEL HEAVY DUTY STAND	13	C461	LP EYE COUPLER WITH 28MM-1 1/8" TV SPIGOT	37
142B	BLACK ALU STAND EXTENSION	21	C463	LP EYE COUPLER WITH LIFTING RING	37
142CS	STEEL STAND EXTENSION	21	C464	LP EYE COUPLER WITH M12 BOLT PLUS NUT	36
143N	MAGIC ARM	45	C465	LP EYE COUPLER WITH 28MM-1 1/8" BUSHING	37
146B	BLACK ALU HIGH STAND EXTENSION	10-21	C466	CONNECTION KIT FOR LP EYE COUPLER	36
146CS	STEEL HIGH STAND EXTENSION	21	C480	PARALLEL LP EYE COUPLER	36
163-10	28MM-1 1/8" MALE ADAPTER	11-53	C481	90° FIXED LP EYE COUPLER	36
163-12	28MM-1 1/8" MALE ADAPTER	53	C482	SWIVEL LP EYE COUPLER	36
169	FIVE SOCKET BRACKET	52	C825	TELESCOPIC HANGER WITH UNIVERSAL HEAD	45
174	HEXAGONAL 16MM-5/8" LIGHTING STUD M10	53	C827	LONG TELESCOPIC HANGER WITH UNIVERSAL HEAD	45
187	16MM-5/8" MALE ADAPTER	53	C888UH	TELESCOPIC HANGER WITH UNIVERSAL HEAD	45
213	QUICK LOCK ADAPTER	35-53	C4460	MP EYE COUPLER	38
244N	VARIABLE FRICTION ARM	45	C4461	MP EYE COUPLER WITH 28MM-1 1/8" TV SPIGOT	40
256BMUAC	BLACK STEEL AIR CUSHIONED SELF LOCK LE STAND	27	C4463	MP EYE COUPLER WITH LIFTING RING	40
264	ROUNDED 16MM-5/8" LIGHTING STUD M10	34-53	C4464	MP EYE COUPLER WITH M12 BOLT PLUS NUT	38
269BU	BLACK ALU SUPER STAND	15	C4465	MP EYE COUPLER WITH 28MM-1 1/8" BUSHING	40
269HDBU	BLACK ALU HIGH SUPER STAND	16	C4469	MP EYE COUPLER WITH 16MM-5/8" BUSHING	40
270BSU	BLACK STEEL SUPER STAND	15	C4470	TILT AND SWIVEL MP EYE COUPLER	40
270CSU	STEEL SUPER STAND	15	C4482	SWIVEL MP EYE COUPLER	39
299BBASE	BLACK SMALL BRAKE BASE	10	C4485	SWIVEL AND TILT MP EYE COUPLER TRUSS SUPPORT 150-250	39
299FBASE	BLACK SMALL FOOT BASE	10	C4486	SWIVEL AND TILT TRUSS MP EYE COUPLER SUPPORT 200-400	39
374	WHEELS FOR SUPER WIND UP	20	C4560	SLIM MP EYE COUPLER	38
388B	NANO CLAMP M10	34	C4564	MP EYE COUPLER WITH 12MM BOLT PLUS NUT	38
387XBU	BLACK STAINLESS STEEL SUPER WIND UP STAND	19	G100	SMALL SAND BAG	52
387XU	STAINLESS STEEL SUPER WIND UP STAND	19	G200	LARGE SAND BAG	12-52
432-1.7	AUTOPOLE 2	48	MICC1	MICROPHONE CLIP	26
432-1.7B	BLACK AUTOPOLE 2	48	MICC2	MICROPHONE SPRING CLIP	26
432-2.7	AUTOPOLE 2	48	MICC4	UNIVERSAL SHOCK MOUNT MICROPHONE HOLDER	26














ADAP **STANDS**

ARM **CLAMPS** T **ARMS**

BAC **AUTOPOLES** SUPPO

ACCES **ACCESSORIES**

RT SYSTEM

Minimum height	
Maximum height	
Closed length	
Footprint diameter	
Weight	
Spigot size *	
Socket size *	
Top tube diameter	
Suggested wheels	
Maximum evenly distributed load on level ground	
Gravity cast	
Black	
Air cushioned	

German Safety Standard



The products with the TÜV-GS symbol are developed and tested in accordance with DIN 15560 norm.

* NOTE: in product specifications you will often see a note referring to the spigot/socket type of the product (e.g. "type 14").

This type number refers to the spigot and socket variants shown on page 56.



Key to symbols



Manfrotto

Lino Manfrotto + Co., s.p.a.

Via Sasso Rosso 19
I-36061 Bassano del Grappa (VI) Italia
Tel +39 0424 555 855
Fax +39 0424 808 999
www.manfrotto.com

Credits

Cover: Johannesburg, South Africa April 2008 by Electrosonic SA, image courtesy of Bruce Schwartz
Pages 8, 30, 46, 50: Bologna, Italy, Kingcrow at Gods of Metal 2008, image courtesy of Daniele Mosconi

Product photography: Roberto Bigano/Multistudio
Concept: Claim adv

Whilst every effort has been made to ensure that the information contained within this catalog is correct, Lino Manfrotto + Co., s.p.a. accepts no liability for errors or omissions. Technical specifications and data are provided for guidance only. All rights are strictly reserved. Products shown in this catalog are protected by international patents, while copying this publication (in whole or in part) without written consent from Lino Manfrotto + Co., s.p.a. is strictly forbidden and punishable by law. Because we constantly aim to improve our products, we reserve the right to amend or alter at any time and without prior notice the specifications of any item detailed in this publication.